


Révision de numération

Le jeu du compteur



Comment écrit-on...

soixante-douze

C

centaines

D

dizaines

U

unités

Correction...

soixante-douze




A diagram illustrating the decomposition of the number 62 into its place values. It features three yellow, furry cartoon characters with horns. The left character has a red question mark above it. The middle character is holding a red '6' and a green '2'. The right character is holding a red '6' and a green '2'. Below each character is a box containing a digit, and below each box is a label for the place value.

C	D	U
<input type="text"/>	7	2
centaines	dizaines	unités


Comment écrit-on...

quatre-vingt-huit




C

centaines



D

dizaines



U

unités



Correction...


quatre-vingt-huit

A diagram illustrating the decomposition of the number 88 into its place values. It features three yellow, furry cartoon characters with horns. The left character has a red question mark above it. Below it is a blue box containing the letter 'C' and the word 'centaines'. The middle character is holding a red '8' and has a green '8' next to it. Below it is a green box containing the number '8' and the word 'dizaines'. The right character is holding a red '8' and a green '1'. Below it is a yellow box containing the number '8' and the word 'unités'.

C	D	U
<input type="text"/>	8	8
centaines	dizaines	unités


Comment écrit-on...

soixante-neuf




C

centaines



D

dizaines



U

unités



Correction...

soixante-neuf

A number place value chart for the number 69. It is enclosed in a rounded rectangular frame. On the left, a yellow fuzzy monster with a red question mark above it looks confused. In the center, a yellow fuzzy monster with a red '6' on its nose and a green '9' on its side looks happy. Below the chart are three columns: 'centaines' with a blue 'C' and an empty blue square; 'dizaines' with a green 'D' and a green square containing the number '6'; and 'unités' with a yellow 'U' and a yellow square containing the number '9'.

C	D	U
<input type="text"/>	6	9
centaines	dizaines	unités

Comment écrit-on...

quatre-vingt-onze




C



centaines



D



dizaines

U



unités



Correction...

quatre-vingt-onze

A diagram illustrating the decomposition of the number 49 into its place values. It features two yellow cartoon monsters. The left monster has a red question mark above it. Below it is a blue box with the letter 'C' above it, representing 'centaines' (hundreds). The right monster is holding a red '9' and a green '1'. Below it is a green box with the letter 'D' above it, representing 'dizaines' (tens), and a yellow box with the letter 'U' above it, representing 'unités' (units).


C
centaines

D
dizaines

U
unités

Comment écrit-on...

3 u 7 d



C

centaines

D

dizaines

U

unités



Correction...

3 u 7 d

A large rounded rectangle contains a yellow, fuzzy monster with two small horns. The monster is holding a red number 6 and a green number 1. A red question mark is above its head. Below the monster are three columns of text:

C	D	U
<input type="text"/>	<input type="text" value="7"/>	<input type="text" value="3"/>
centaines	dizaines	unités

Comment écrit-on...

9 d 5 u

C
centaines

D
dizaines

U
unités



Correction...

9 d 5 u

A large rounded rectangle contains a math problem. On the left, a yellow cartoon monster with two horns and a red question mark above its head is positioned above a blue square box. Below the box is the word "centaines" in blue. In the center, a yellow cartoon monster with two horns is positioned above a green square box containing the number "9". Below the box is the word "dizaines" in green. On the right, a yellow cartoon monster with two horns is holding a red number "6" in its mouth and a green number "1" in its hand. It is positioned above a yellow square box containing the number "5". Below the box is the word "unités" in yellow.

Comment écrit-on...

$$60 + 16$$

C

centaines

D

dizaines

U

unités



Correction...

$$60 + 16$$

A large rounded rectangle contains three monster characters and three place value boxes. The left monster has a red question mark above it. The middle monster is holding a red '6' and a green '1'. The right monster is holding a red '6' and a green '1'.

C	D	U
<input type="text"/>	<input type="text" value="7"/>	<input type="text" value="6"/>
centaines	dizaines	unités

Comment écrit-on...

$$80 + 17$$

C

centaines

D

dizaines

U

unités



Correction...

$$80 + 17$$

A place value chart with three columns. The left column has a blue monster with a question mark above it, a blue 'C' above an empty blue square, and the word 'centaines' below. The middle column has a green 'D' above a green square containing the number '9', and the word 'dizaines' below. The right column has a yellow monster holding a red '6' and a green '1', a yellow 'U' above a yellow square containing the number '7', and the word 'unités' below.

C

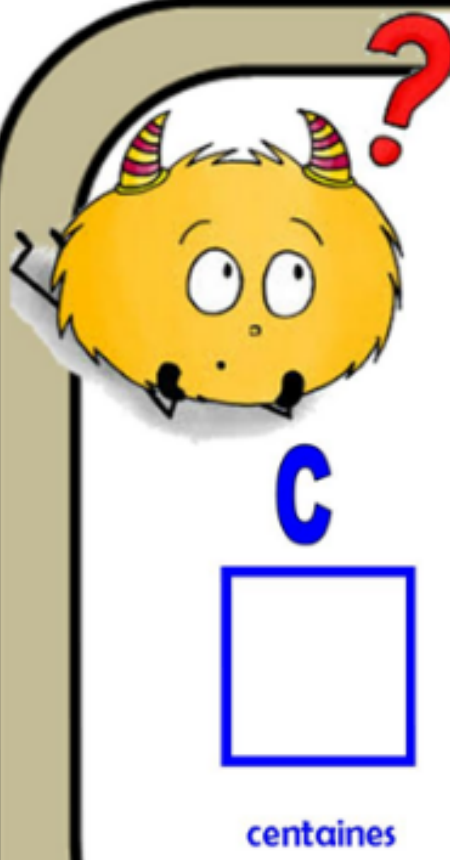
centaines

D
9
dizaines

U
7
unités


Comment écrit-on...

9 d



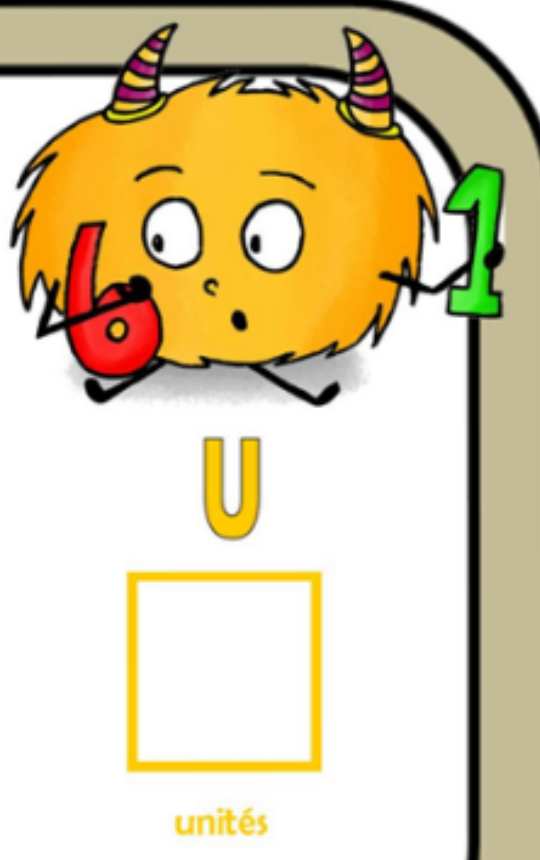
C

centaines



D

dizaines



U

unités



Correction...


9 d

The diagram is contained within a large, rounded rectangular frame. It is organized into three columns:

- Column 1:** A yellow, fuzzy cartoon monster with two small horns and a red question mark above its head. Below the monster is a blue letter 'C', a blue square box, and the word 'centaines' in blue text.
- Column 2:** A yellow, fuzzy cartoon monster with two small horns. Below the monster is a green letter 'D', a green square box containing the number '9', and the word 'dizaines' in green text.
- Column 3:** A yellow, fuzzy cartoon monster with two small horns, holding a red number '6' in its mouth and a green number '1' in its hand. Below the monster is a yellow letter 'U', a yellow square box containing the number '0', and the word 'unités' in yellow text.

Comment écrit-on...

quatre-vingts



C

centaines

D

dizaines

U

unités



Correction...

quatre-vingts

The diagram is contained within a large, rounded rectangular frame. It is organized into three columns:

- Column 1:** A yellow, fuzzy cartoon monster with two small horns and a large red question mark above its head. Below the monster is a blue letter 'C', a blue square box, and the word 'centaines' in blue text.
- Column 2:** A yellow, fuzzy cartoon monster with two small horns. Below the monster is a green letter 'D', a green square box containing the number '8', and the word 'dizaines' in green text.
- Column 3:** A yellow, fuzzy cartoon monster with two small horns, holding a red number '6' in its mouth and a green number '1' in its hand. Below the monster is a yellow letter 'U', a yellow square box containing the number '0', and the word 'unités' in yellow text.

Champion des maths !

